


# III World Feeder Angling Championship

## S.A.F.B.A.F.



### Bloemhof Dam - South Africa

Date **23-11-2013**  
Leg nr. **1**



### TEAM CLASSIFICATION

Class. (by day)	Team (Nation)		Penalties (Team Tot.)	Penalties (competitors)	Weight (Team total)	Fishes (total)
<b>1</b>	<b>South-Africa</b>		<b>15</b>	1 - 1 - 1 - 3 - 9	<b>152,453</b>	153
<b>2</b>	<b>England</b>		<b>16</b>	2 - 2 - 4 - 4 - 4	<b>130,169</b>	142
<b>3</b>	<b>Hungary</b>		<b>18</b>	2 - 2 - 3 - 5 - 6	<b>130,455</b>	123
<b>4</b>	<b>Czech Republic</b>		<b>24</b>	1 - 3 - 4 - 7 - 9	<b>122,779</b>	138
<b>5</b>	<b>Germany</b>		<b>31</b>	2 - 5 - 6 - 8 - 10	<b>106,872</b>	88
<b>6</b>	<b>Belgium</b>		<b>38</b>	3 - 4 - 6 - 10 - 15	<b>90,429</b>	103
<b>7</b>	<b>Portugal</b>		<b>41</b>	3 - 7 - 7 - 10 - 14	<b>91,065</b>	99
<b>8</b>	<b>Denmark</b>		<b>41</b>	1 - 5 - 7 - 12 - 16	<b>89,517</b>	87
<b>9</b>	<b>Russia</b>		<b>48</b>	5 - 7 - 10 - 13 - 13	<b>87,088</b>	86
<b>10</b>	<b>Netherland</b>		<b>51</b>	6 - 8 - 11 - 13 - 13	<b>78,258</b>	83
<b>11</b>	<b>Spain</b>		<b>51</b>	5 - 6 - 8 - 16 - 16	<b>68,846</b>	71
<b>12</b>	<b>Ukraine</b>		<b>56</b>	9 - 9 - 11 - 13 - 14	<b>67,640</b>	71
<b>13</b>	<b>Italy</b>		<b>57</b>	8 - 10 - 12 - 12 - 15	<b>64,524</b>	80
<b>14</b>	<b>Ireland</b>		<b>61</b>	9 - 11 - 12 - 14 - 15	<b>63,294</b>	70
<b>15</b>	<b>Slovakia</b>		<b>61</b>	8 - 11 - 12 - 15 - 15	<b>61,201</b>	49
<b>16</b>	<b>Belarus</b>		<b>71</b>	11 - 14 - 14 - 16 - 16	<b>49,265</b>	61

Time  
**15:56:21**

President of Jury

*Aljo Garcia Mattar*


# III World Feeder Angling Championship S.A.F.B.A.F.

## Bloemhof Dam - South Africa

Date 23-11-2013

Leg nr. 1

### INDIVIDUAL CLASSIFICATION



Class. (Day)	Competitor Angling		Team (Nation)		Classification by sector	Fishes	Weight (gr)	Back Number	Note
1	Willemse	Casper J.	South-Africa		1	46	43,769	15	
2	Bezuidenhout	Andre	South-Africa		1	28	34,024	8	
3	Sørensen	Søren	Denmark		1	24	33,949	11	
4	Burger P.	Jacobus	South-Africa		1	27	31,221	6	
5	Konopásek	Josef	Czech Republic		1	30	26,215	3	
6	Vidó	Ferenc	Hungary		2	25	38,546	6	
7	Sivák	Mátyás	Hungary		2	27	28,174	9	
8	Koschnick	Jens	Germany		2	25	26,370	1	
9	Ringer	Steve	England		2	31	25,785	7	
10	Wakelin	Adam	England		2	31	25,674	12	
11	Bromovský	Petr	Czech Republic		3	34	36,262	16	
12	Gomes	Jorge	Portugal		3	21	26,507	16	
13	Novák	János	Hungary		3	20	24,272	15	
14	De Mulder	Bert	Belgium		3	27	24,097	11	
15	Foord	Neville Johan	South-Africa		3	32	22,485	12	
16	Ringer	Phil	England		4	27	30,464	5	
17	Vials	Mick	England		4	28	25,323	2	
18	Pickering	Tom	England		4	25	22,923	14	
19	Hrabal	Vladimír	Czech Republic		4	29	20,979	6	
20	Van Gastel	Staf	Belgium		4	21	20,527	13	
21	Seredyuk	Igor	Russia		5	24	26,578	9	
22	Küsters	Thorsten	Germany		5	20	24,503	10	
23	Dome	Gabor	Hungary		5	23	20,906	2	
24	Granados L.	Antonio	Spain		5	17	20,210	5	
25	Møller	Ulrik	Denmark		5	18	18,847	15	
26	Rodriguez M.	Roberto	Spain		6	29	24,982	11	
27	Stadt van der	Arnout	Netherland		6	14	24,333	5	
28	Wierzba	Wolfgang	Germany		6	17	19,458	7	
29	Erdei	Attila	Hungary		6	28	18,557	11	
30	Van Waeldereren	Franck	Belgium		6	20	16,496	2	
31	Maták	Martin	Czech Republic		7	22	23,611	12	
32	Bonito	Joaquim	Portugal		7	29	22,251	2	
33	Calado	José	Portugal		7	25	17,896	8	
34	Nochka	Oleg	Russia		7	15	16,662	14	
35	Percival	Timothy	Denmark		7	18	15,886	4	
36	Baklarz	Ole	Germany		8	12	21,209	4	
37	Galgoci	Milos	Slovakia		8	13	21,133	13	
38	Ekkelenkamp	Dirk	Netherland		8	20	17,572	2	
39	De Pascalis	Angelo	Italy		8	20	15,720	11	
40	Rodriguez M.	Angel Vicente	Spain		8	17	14,450	13	
41	Steyn	Theunis L.	South-Africa		9	20	20,954	3	
42	Levytskyi	Oleg	Ukraine		9	18	20,025	3	
43	Štěpnicka	Radek	Czech Republic		9	23	15,712	9	

Time  
15:57:39

President of Jury

*Aljo Garcia-Mateu*




# III World Feeder Angling Championship S.A.F.B.A.F.

## Bloemhof Dam - South Africa

Date 23-11-2013 Leg nr. 1

### Sector A



Penalties (session)	Competitor Angling	Team (Nation)		Fish Nr.	Weight (gr)	Note	Back Number
1	BEZUIDENHOUT Andre	South-Africa		28	34,024		8
2	WAKELIN Adam	England		31	25,674		12
3	DE MULDER Bert	Belgium		27	24,097		11
4	HRABAL Vladimír	Czech Republic		29	20,979		6
5	DOMÉ Gabor	Hungary		23	20,906		2
6	WIERZBA Wolfgang	Germany		17	19,458		7
7	NOCHKA Oleg	Russia		15	16,662		14
8	RODRIGUEZ M. Angel Vicente	Spain		17	14,450		13
9	POPOV Serhii	Ukraine		8	11,670		15
10	MARCHESE Manuel	Italy		15	10,605		16
11	MELICHÄR Milan	Slovakia		6	10,262		10
12	ERIKSEN Flemming	Denmark		12	9,579		1
13	HOFMAN Marco	Netherland		18	9,261		9
14	SILVA Joao	Portugal		11	9,149		5
15	BAKER Roger	Ireland		11	7,199		3
16	MAROZAU Siarhei	Belarus		8	4,737		4

Time  
15:54:27

President of Jury


*Alfo Garcia - Martinez*

# III World Feeder Angling Championship S.A.F.B.A.F.

## Bloemhof Dam - South Africa

Date 23-11-2013 Leg nr. 1

### Sector B



Penalties (session)	Competitor Angling	Team (Nation)		Fish Nr.	Weight (gr)	Note	Back Number
1	KONOPÁSEK Josef	Czech Republic		30	26,215		3
2	RINGER Steve	England		31	25,785		7
3	FOORD Neville Johan	South-Africa		32	22,485		12
4	VAN GASTEL Staf	Belgium		21	20,527		13
5	MØLLER Ulrik	Denmark		18	18,847		15
6	ERDEI Attila	Hungary		28	18,557		11
7	CALADO José	Portugal		25	17,896		8
8	EKKELENKAMP Dirk	Netherland		20	17,572		2
9	MURRAY Sean	Ireland		20	15,362		16
10	DRESE Thomas	Germany		14	15,332		14
11	BUGLAK Ievgen	Ukraine		25	14,082		10
12	GOVI Mirko	Italy		19	13,666		4
13	GORELOV Pavel	Russia		16	12,239		6
14	YAKUBOVICH Aliaksei	Belarus		16	7,679		1
15	HASON Mariän	Slovakia		10	5,705		5
16	FABREGA SIMO Ramon	Spain		3	2,234		9

Time  
15:54:28

President of Jury


*Mfo Garcia - Matted*

# III World Feeder Angling Championship S.A.F.B.A.F.



## Bloemhof Dam - South Africa

Date 23-11-2013 Leg nr. 1



### Sector C



Penalties (session)	Competitor Angling	Team (Nation)		Fish Nr.	Weight (gr)	Note	Back Number
1	WILLEMSE Casper J.	South-Africa		46	43,769		15
2	VIDÓ Ferenc	Hungary		25	38,546		6
3	BROMOVSKÝ Petr	Czech Republic		34	36,262		16
4	RINGER Phil	England		27	30,464		5
5	SEREDYUK Igor	Russia		24	26,578		9
6	RODRIGUEZ M. Roberto	Spain		29	24,982		11
7	BONITO Joaquim	Portugal		29	22,251		2
8	BAKLARZ Ole	Germany		12	21,209		4
9	LEVYTSKYI Oleg	Ukraine		18	20,025		3
10	GEERLANDT Geert	Belgium		22	18,093		7
11	LIPIEV Maxim	Belarus		13	18,058		10
12	LANTAJ Jän	Slovakia		11	14,157		1
13	LEIJRIK Theo	Netherland		15	13,635		12
14	MC GOLDRICK Francis	Ireland		15	12,590		13
15	MARIOTTI Stefano	Italy		14	12,095		14
16	HAUGNES Ole	Denmark		15	11,256		8

Time  
15:54:28

President of Jury

*M. J. J. J. J. J.*




# III World Feeder Angling Championship S.A.F.B.A.F.



## Bloemhof Dam - South Africa

Date 23-11-2013 Leg nr. 1



### Sector D

Penalties (session)	Competitor Angling	Team (Nation)		Fish Nr.	Weight (gr)	Note	Back Number
1	BURGER P. Jacobus	South-Africa		27	31,221		6
2	KOSCHNICK Jens	Germany		25	26,370		1
3	NOVÁK János	Hungary		20	24,272		15
4	PICKERING Tom	England		25	22,923		14
5	GRANADOS L. Antonio	Spain		17	20,210		5
6	VAN WAELDEREN Franck	Belgium		20	16,496		2
7	PERCIVAL Timothy	Denmark		18	15,886		4
8	DE PASCALIS Angelo	Italy		20	15,720		11
9	ŠTEPNICKA Radek	Czech Republic		23	15,712		9
10	TRIGO Carlos	Portugal		13	15,262		12
11	KOOT Leo	Netherland		16	13,457		16
12	BOHAN Brian	Ireland		13	12,977		10
13	RUDENKO Aleksandr	Russia		17	12,196		3
14	DVORCHUK Volodymyr	Ukraine		10	10,420		13
15	ZELENÁK Milan	Slovakia		9	9,944		8
16	ROZIN Aliaksandr	Belarus		10	7,404		7

Time  
15:54:29

President of Jury


*Mfo Garcia - Matted*

# III World Feeder Angling Championship S.A.F.B.A.F.



## Bloemhof Dam - South Africa

Date 23-11-2013 Leg nr. 1



### Sector E

Penalties (session)	Competitor Angling	Team (Nation)		Fish Nr.	Weight (gr)	Note	Back Number
1	SØRENSEN Søren	Denmark		24	33,949		11
2	SIVÁK Mátyás	Hungary		27	28,174		9
3	GOMES Jorge	Portugal		21	26,507		16
4	VIALS Mick	England		28	25,323		2
5	KÜSTERS Thorsten	Germany		20	24,503		10
6	STADT VAN DER Arnout	Netherland		14	24,333		5
7	MATÁK Martin	Czech Republic		22	23,611		12
8	GALGOCI Milos	Slovakia		13	21,133		13
9	STEYN Theunis L.	South-Africa		20	20,954		3
10	TROITCKII Roman	Russia		14	19,413		1
11	SWEENEY Brenton	Ireland		11	15,166		7
12	VEZZALINI Massimo	Italy		12	12,438		8
13	VESELOVSKYI Ihor	Ukraine		10	11,443		6
14	YAKUBOVICH Vadzim	Belarus		14	11,387		14
15	DE BRUYN Michel	Belgium		13	11,216		4
16	HERRERO GOMEZ Jose Fco.	Spain		5	6,970		15

Time  
15:54:30

President of Jury

*Mfo Garcia - Maitte*